

Connector Type Look Up Tables.

The tables below identify the main connectors used in Wireless Networking, along with known compatible hardware. Manufacturers can - from time to time change the specification of their product, and therefore we cannot take responsibility if the information below is not correct. We strongly recommend to check the technical specification / user manual to confirm which connection your hardware uses.

Please Note:

1. Some systems have non-detachable antennas please check your system prior to ordering.
2. To achieve maximum range and speeds ideally you need to increase the gain of antenna at both ends of the WiFi network.

RP-SMA Connection

RP SMA Male

RP = Reverse Pin/Polarity - Therefore the male will not have a pin. This connector is found on the Antenna Side.

Approx Connector Internal Diameter: 6mm



Click image to enlarge

RP SMA Female

RP = Reverse Pin/Polarity - Therefore the female will have a pin. This connector is found on the Hardware Side, i.e. router.

Approx Connector External Diameter: 6.3mm



Click image to enlarge

Brand	Model
3com	3CRWE820096A, 3CRWE870075A, 3CRWE91096A, 3CRWE825075A, 3CRWE875075A, 3CRWE725075A, 8000, 3CRDW696 (PCI)
Anycom	Blue GPS Receiver GP-600
Acer	WLAN 11g Broadband (Router)
Actiontec	MiniPCI 802.11b (miniPCI)
Allied Telesyn	ATW CL 007 (PCI)
Allnet	ALL0186 (Router), ALL0191, ALL0271 (PCI), ALL0275+ (AP), ALL0276 (Router), ALL0278 (Hotspot), ALL0281 (PCI)
Asus	WL-500G, WL-138G (PCI)
Belkin	F5D6001, F5D7000, F5D7001, 55G (PCI-Karte)
Blitzz	BWA611 NetWave, BWA611B NetWave, BWA711 Super G, BWA721G, BWI605 NetWave, BWI715 Super G
Breezecom	AP/SA/WB-10D
Buffalo	WHR-HP-G54
Compaq	All Known PCI Cards
Colubris Networks	CN320 , CN330, CN1250
Compu-Shack	SWN-103 (PCI)
Corega	WL PCI B11 (PCI)
Deltacom	
DrayTek	Vigor2600VGi, 2600we
D-Link	DWL-120+, DI-514, DI-524, DI-524UP, DI-614, DI-614+, DI-624, DI-624+, DI-624+ G+, DI-624 XtremeG, DI-713, DI-714, DI-714P+, DI-724GU, DIR-451, DIR-635, DI-824VUP, DI-824VUH+, DL-713P, DL-714P+, DP-G321, DPR-1260, DSL-2641T, DSL-G604T, DSL-G624T, DSL-G684T, DSL-G804V, DSM-G600, DVA-G3342SB, DVG-G1402S, DWL-614+, DWL-664T, DWL-800+, DWL 810AP+, DWL-900AP, DWL-900AP+, DWL-922, DWL-1000AP+, DWL-2000AP+, DWL-2000AP, DWL-2100AP, DWL-2100AP+, DWL-3200AP, DWL-3500AP, DWL-7000AP, DWL-8200AP, DWL-8500AP, DWL-510, DWL-520, DWL520+, DWL-800AP+, DWL-810+, DWL-G510, DWL-G520, DWL-G520+, DWL-G700AP, DWL-G710, DWL-G800AP, DWL-G810, PCI 520+, DCS-5300W (ip cam)
Draytek	2200VG, 2200W+, 2500We, 2600we, 2600G, 2600Ge, 2600Gi, 2600VG, 2600VGi, 2900G, 2900Gi, 2900VG, 2900VGi
Edimax	EW7126 PCI, BR-6215SRG, BR-6574N, EW-7416Apn
Freenet Antennas	UltraWAP
Fujitsu-Siemens	CONNECT2AIR AP-600RP-USB, CONNECT2AIR E-1100 PCI Card
Gigabyte	GN-WPKG
GRE	Gina 2015 AP/Bridge
Hawking	HWR54G, HWBA54G, HWP54G


Hirschman	BAT11b
HP	420WL
Intel	Intel PRO/Wireless AP WPCI5000
Intellinet	All wireless routers and access points with removable Antennas are known to be RP SMA for this make
KTI	
Lancom	L-54ag, L-54g, 1511, 1521, 1811, 1821, 3050, 3550, IAP-54, LC1511, LC1811
Level One	WNC-0200, WNC-0300, WNC-0309
Linksys	WET54G, WET54GS5, WMP54G, WMP54GS, WET11, WMP11 (PCI), WPS, WRV54G, WMP11 PCI Card, WAG354G, WMT 54g, WRT54GC,
Longshine	LCS-8031B/R
MBO	WLAN PCI2002
Minitar	802.11B
MSI	PC54G2
Motorola	WR850G, WA840G, WPCI810G
Netgear	MA 311, WGE101, DG824M, DG824MB, FM114P, FVM318, WG602v2, DG834G, DG834GB, DG834GTB, WG602v2, WGT624 v2, FWG114P, ME101, ME103, WG302, WAG302, WEG101, WG102, WG311, All other routers and access points with a removable antenna
Pearl	Freecontrol 54MB
Pheenet	WBIG 104B+, WAP-554G, WAP-654G, WAS-102R
Planet	WAP 1965
Proxim	RL/2 Bridge, RL/2 Bridge PCI Cards
Senao	NL-2611CB5+
Siemens	Gigaset PCI 54
Sitecom	WL-018, WL-110v2, WL-122, WL-153, w-121, w-122, Homestation 54
SmartBridge	AirPoint SB2400, AirBridge SB2100, AirNIC, AirBridge SB2100
SMC	SMC2402W, SMC2552W-G, SMC2582W-B, SMC2586W-G, SMC2602W, SMC2802W, BARRICADE SMC2804WBR, BARRICADE SMC2804WBRP-G, SMCWBR14T-G EU
Telekom	Sinus 154pci
Tranzeo	XI-626 PCI Card
Trendnet	All Known routers, access Points, PCI Cards
Unbranded	BWAP608H, AP-USB-G
U.S. Robotics	USR2216, USR5416, USR5430, USR5450, USR8022, USR8054, USR9106
Wave Access	WaveAccess 132
Wisecom	GL2422AP
x-micro	XWL-11GRAG
Zcomax	XG-1000, XI-626, 1500, 1500H, 1500HP, 1500HP2, 3000, WL420/431/450
Zoomair	PC Card 4103/4105
Zyxel	ZyAIR B-300, B-320, B-1000, B-2000, B-4000, G-300, G-360, G-405, G-570S, G-2000, G-3000, G-4100

RT-SMA Connection

RT SMA Male

RT = Reverse Thread with male pin.
This connector is found on the Antenna Side.

Approx Connector Internal Diameter: 6mm




Click image to enlarge

RT SMA Female

RT = Reverse Thread with no pin.
This connector is found on the Hardware Side, i.e. router.

Approx Connector External Diameter: 6.3mm



Click image to enlarge

Brand

Model

Compaq	WL-200 PCI
Intel	Pro PCI 2011
Proxim	Harmony PCI
Samsung	Magician AP/PCI

SMA Connection

SMA Male
This connector is found on the Antenna Side.

Approx Connector Internal Diameter: 6mm



Click image to enlarge

SMA Female
This connector is found on the Hardware Side, i.e router.

Approx Connector External Diameter: 6.3mm



Click image to enlarge

Brand	Model
Intium	BT-Promi-SD
Senao	NOC-3220
Sitecom	WL-143
SMC	WPCI-G EU, WPCIT-G EU

RP-TNC Connection

RP TNC Male
RP = Reverse Pin/Polarity - Therefore the male will not have a pin.
This connector is found on the Antenna Side.

Approx Connector Internal Diameter: 10mm



Click image to enlarge

RP TNC Female
RP = Reverse Pin/Polarity - Therefore the female will have a pin.
This connector is found on the Hardware Side, i.e router.

Approx Connector External Diameter: 11mm




Click image to enlarge

Brand	Model
Allied Telesyn	AT AIO54
Allnet	ALL0277, ALL0277DSL
Artem	W1000, W2000, W3000
Cisco	340, 350, 1200 AP, 1310, AIR ANT3338
Conceptronic	AP-11
Hyperlink	SR2400
Intermec	AP2100
Linksys	BEFW1124, WAP11, WRT54G, WRT54GL, WRT54GS, WAP54G,
Proxim	Stratum MP, Harmony AP
Senao	NL-2611-CB3+, NL-3054CB3+, NCB-3220
SMC	2652W AP, 2482 W, 2682 W
Telekom	Sinus 730, Teledat 530
US Robotics	AP, USR2450
WiLan	AWE 22-45, AWE120-24

TNC Connection

TNC Male
This connector is found on the Antenna Side.

Approx Connector Internal Diameter: 10mm



Click image to enlarge

TNC Female
This connector is found on the Hardware Side, i.e router.

Approx Connector External Diameter: 11mm



Click image to enlarge

Brand	Model
Artem	CP-W11-D-ETS-128-T (AP), Compoint (AP)
Modus	ESC, RME

N-Type Connection

N-Type Male

This connector is usually found on the Hardware Side, i.e router.

Approx Connector Internal Diameter: 16.5mm



Click image to enlarge

N-Type Female

This connector is usually found on the Antenna Side.

Approx Connector External Diameter: 16mm



Click image to enlarge

Brand	Model
Allied Telesyn	AT AIO54
Allnet	ALL0277, ALL0277DSL
Artem	W1000, W2000, W3000
Cisco	340, 350, 1200 AP, 1310, AIR ANT3338
Conceptronic	AP-11
Hyperlink	SR2400
Intermec	AP2100
Linksys	BEFW1124, WAP11, WRT54G, WRT54GL, WRT54GS, WAP54G,
Proxim	Stratum MP, Harmony AP
Senao	NL-2611-CB3+, NL-3054CB3+, NCB-3220
SMC	2652W AP, 2482 W, 2682 W
Telekom	Sinus 730, Teledat 530
US Robotics	AP, USR2450
WiLan	AWE 22-45, AWE120-24

RP N-Type Connection

RP N-Type Male

RP = Reverse Pin/Polarity - Therefore the male will not have a pin. This connector is found on the Antenna Side.

Approx Connector Internal Diameter: 16.5mm



Click image to enlarge

RP N-Type Female

RP = Reverse Pin/Polarity - Therefore the female will have a pin. This connector is found on the Hardware Side, i.e router.

Approx Connector External Diameter: 16mm



Click image to enlarge

Brand	Model
D-Link	DWL-1700AP (outdoor), DWL-1750 (outdoor), DWL-2700AP
Lancom	OAP-54 Wireless
Senao	NL-2511-BG+

BNC Connection

BNC Male

Approx Connector Internal Diameter: 10mm



Click image to enlarge

BNC Female

Approx Connector External Diameter: 10mm



Click image to enlarge

Brand	Model
D Link	514
Elpro	RM105U-458MHz, RM 405-U
Hitachi	ax-m68d
Wiles	WL-450

RP BNC Connection

RP BNC Male

RP = Reverse Pin/Polarity - Therefore the male will not have a pin.

Approx Connector Internal Diameter: 10mm



Click image to enlarge

RP BNC Female

RP = Reverse Pin/Polarity - Therefore the female will have a pin.

Approx Connector External Diameter: 10mm



Click image to enlarge

Brand

Model

Intel	WEAP2011BK
Symbol	AP-4131, AP300 b, AP24, AP-100 (Switch), AP-200 (Switch)

MMCX Connection

MMCX Male

This connector is usually found on the Antenna Side, i.e router.

Approx Diameter: 2.5mm



Click image to enlarge

MMCX Female

This connector is usually found on the Hardware Side i.e router.

Approx Diameter: 2.5mm



Click image to enlarge

Brand

Model


3Com Airconnect	AP 3CRWE747A
Cisco	Aironet 350, Aironet (PCMCIA), Aironet LMC350 (PCMCIA), Aironet LMC352 (PCMCIA), RPCM350 (PCMCIA), Air LM-4800 (PCMCIA)
D-Link	WMP-A12 (miniPCI)
Enterasys	Roamabout PCMCIA
Fiberline	WL-100X (PCMCIA)
KTI	PCMCIA
Longrange	NE-2511 (PCMCIA)
Proxim	RL2 (PCMCIA)
Samsung	MagicLan PC Card (PCMCIA)
Senao	NL-2611-CB3 (PCMCIA), SL-2511-CD+ Ext2, SL-2611-CB3 (PCMCIA)
SMC	2531 W-B
Sphinx	Picoplug
Symbol	(PCMCIA)
Zyxel	ZyAIR B-101

RP MMCX Connection

RP MMCX Male

RP = Reverse Pin/Polarity - Therefore the male will not have a pin.

Approx Diameter: 2.5mm



Click image to enlarge

RP MMCX Female

RP = Reverse Pin/Polarity - Therefore the female will have a pin.

Approx Diameter: 2.5mm



Click image to enlarge

Brand

Model

Amit	Adv.Multimedia Intern.Tech (PCMCIA)
MLan	3325 (PCMCIA)
Proxim	Harmony PCC (PCMCIA)
e-Tech	WL11000 (PCMCIA)

MC Connection

MC Male

This connector is usually found on the Antenna side.

Approx Diameter: 2.5mm




Click image to enlarge

MC Female

This connector is usually found on the Hardware Side, i.e router.

Approx Diameter: 2.5mm



Click image to enlarge

Brand	Model
3Com Airconnect	AP 3CRWE747A
Cisco	Aironet 350, Aironet (PCMCIA), Aironet LMC350 (PCMCIA), Aironet LMC352 (PCMCIA), RPCM350 (PCMCIA), Air LM-4800 (PCMCIA)
D-Link	WMP-A12 (miniPCI)
Enterasys	Roamabout PCMCIA
Fiberline	WL-100X (PCMCIA)
KTI	PCMCIA
Longrange	NE-2511 (PCMCIA)
Proxim	RL2 (PCMCIA)
Samsung	MagicLan PC Card (PCMCIA)
Senao	NL-2611-CB3 (PCMCIA), SL-2511-CD+ Ext2, SL-2611-CB3 (PCMCIA)
SMC	2531 W-B
Sphinx	Picoplug
Symbol	(PCMCIA)
Zyxel	ZyAIR B-101

MCX Connection

MCX Male

This connector is usually found on the Antenna side.

Approx Dimensions:
Diameter: 3.5mm



Click image to enlarge

MCX Female

This connector is usually found on the Hardware Side, i.e router.

Approx Dimensions:
Diameter: 3.5mm



Click image to enlarge

Brand	Model
Level One	WAP-0002 (AP)
Sitecom	WL-012, WL-011

IPEX Connection

IPEX Male

(compatible with U.FL)
This connector is usually found on the Hardware Side, i.e router.

Approx Diameter: 1.5mm



Click image to enlarge

IPEX Female

(compatible with U.FL)
This connector is usually found on the Antenna Side.

Approx Diameter: 1.5mm



Click image to enlarge

Brand	Model
-------	-------

Senao

3054MP PLUS ARIES2(F), 5354MP PLUS ARIES2(F), NL-2511-MP+, NMP-352, NMP-8602

Images & Content © Allendale Electronics Limited.
E&OE - Specifications subject to change without prior notice.